

# Public-Private Dialogue

## The PPD Reform Tracking Tool

### 3 - Existing layouts

Issue Filing Layout .....	2
Alignment with WB Indicators .....	3
This layout only retrieves the working group, reform number, reform titles and indicators. ....	3
Lists of reforms in numerical order .....	4
List of reforms per working group.....	4
List of reforms per submitter type.....	4
Potential Impact of Proposed Recommendations per Reform.....	4
Potential Impact of Proposed Recommendations per Working Group .....	5
Action items and jurisdictions.....	5

8 Layouts were designed for the purpose of effective management of working group issues.

- Issue Filing
- Alignment with World Bank Indicators
- Number of Issues per Submitter Type
- List of reforms in numerical orders
- List of reforms per working group
- Potential impact of proposed recommendation per reform and working group
- Action items and jurisdiction

# Issue Filing Layout

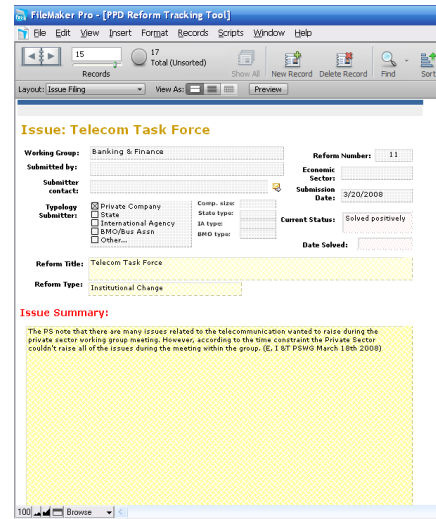
This first layout is intended to be fed with all the information concerning an issue. This is the Data Entry Layout.

The layout is divided into 6 pages

## Page 1:

### 1- Background Information of the Issue submission

- Working Group Name: A drop-down list is set with a value list which is predefined but can be modified. (See section 3)..
- Submitter Name and Contact Details
- Submitter Type which can be a private company, a State, an NGO or an International Agency representative – those types have to be specified in the appropriate fields.
- The number of the Issue is generated automatically
- Economic Sector of the Issue
- The Submission Date of the Issue
- The current status of the issue which is specified into: - current agenda; solved positively (= in line with recommendation of the PS); solved negatively (government say no to it); is outdated (circumstances have changed); on hold (the government refuses, or doesn't have an answer or larger framework needs to be put in place before solving this issue) and has been reformulated
- If the issue was solved, the date of it.

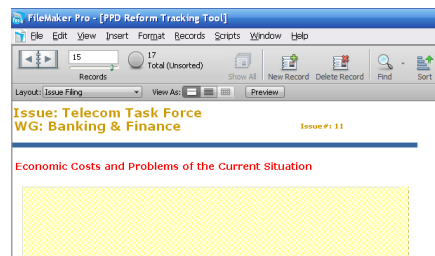


### 2- Issue Details

- Reform Title
- Reform Type
- Issue Summary

## Page 2:

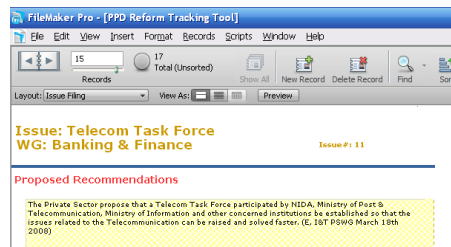
Economic Cost and problems of the current situation: here a description of the problems of the current situation has to be given



## Page 3:

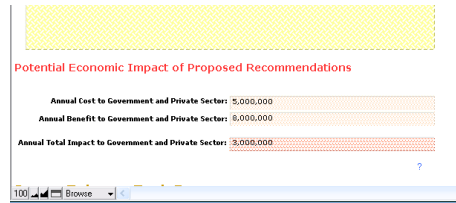
### 1- Proposed Recommendations:

Here describe the proposed recommendations



## 2- Potential Impact of the proposed recommendations

Try to assess the potential savings and cost of the proposed recommendations



### Page 4

Action Plans : give specifically the action plan by giving law names and numbers that have changed or that are subject to change. Specify for each action plan, the jurisdictions that have been resorted to.

Issue: Telecom Task Force  
WG: Banking & Finance

Action Plans

Jurisdiction:  President  Prime Minister  Ministers  Regions  Municipalities

Minister type: \_\_\_\_\_

### Page 5:

Reform Process and indicators:

- Select one of the options concerning the progress of the issue in the Reform Process.
- Check the boxes for the WB Indicators

Three types of World Bank indicators have been set up: Doing Business; Enterprise Survey Topics; Business Enabling Environment products.

Select on each box to what extent the issue which is raised and tackled by this working group is in line with each type of indicators.

Issue: Principles of Moving Sales Tax Point of Collection  
WG: Export Processing & Trade Facilitation

Reform Process and Indicators

Reform Process Status:  1. Diagnostic,  2. Solution Design,  3. Ministry and transfer to public sector,  4. Legislative/Executive Process,  5. Implementation, M&E, Follow-up

WB Doing Business Indicators:  Non Aligned,  Contract & Business,  Paying Taxes,  Protecting Investors,  Getting Credit,  Trading Across Borders,  Enforcing Contracts,  Closing & Business

WB Enterprise Survey Topics:  Non Aligned,  Informality,  Informal Sector,  Informal Job,  Informal Trade

BEE products:  Licensing, permits and inspectors,  Trade Logistics,  Industry-specific / SEZ,  Access to Land,  Public-Private Dialogue,  Sub-optimal Doing Business

### Page 6 :

Attach the key – documents related to the reform in this page.

Issue: Telecom Task Force  
WG: Banking & Finance

Key - Documents

Insert your key-documents in the fields below (Right Click + Insert File)

## Alignment with WB Indicators

This layout only retrieves the working group, reform number, reform titles and indicators.

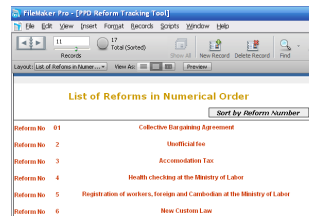
This layout can be exported to excel in order to calculate statistics on the alignment with WB indicators. The table view reflects what could be seen on excel.

Working Group	Reform No.	Reform Title	ES1	BEE	other indicators
Industrial Relations	01	Collective Enforcing Contracts	Non Aligned	Licensing, Permits and Regulatory	
Industrial Relations	2	Unofficial Fee Trading Across Borders	Not Aligned	Tax	
Industrial Relations	3	Accommodation Tax Paying Taxes	Not Aligned	Tax	
Industrial Relations	4	Health Shredding of Enforcing Contracts	Not Aligned	Bankruptcy	
Industrial Relations	5	Registration of Enforcing Contracts	Not Aligned	Bankruptcy	
Industrial Relations	6	New Customs Law	Not Aligned	Informal Sector	

## ***Lists of reforms in numerical order***

This layout only retrieves all the reform and their reform number.

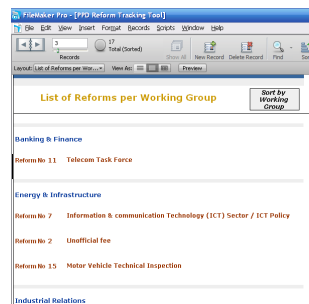
Push the button “sort per reform number” to have them sorted by reform number. This layout is available only in list view.



## ***List of reforms per working group***

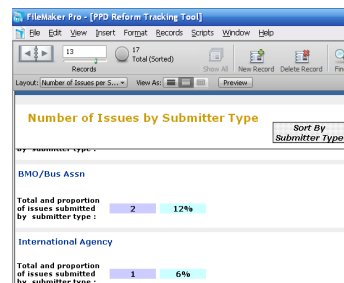
This layout only retrieves all the reforms grouped per working group.

Push the button “sort per working group” to see the data correctly. This layout is available only in list view.



## ***List of reforms per submitter type***

This layout only retrieves counts the number of issues submitted by submitter type. Push the button “sort per submitter type” to see the data correctly. This layout is available only in list view.



## ***Potential Impact of Proposed Recommendations per Reform***

This layout only retrieves the impact of proposed recommendations per reform

This layout is available only in list view.

The screenshot shows the FileMaker Pro interface with the layout 'Potential Impact of Proposed Recommendations per Reform'. The data is presented in a table with the following structure:

Reform No	Reform Description	Costs	Benefits	Total Impact
7	Information & communication Technology (ICT) Sector / ICT	2,623	3,096,670	3,096,047
8	Goods Coding for Duty Payment at CED	7,000,000	9,000,000	2,000,000
9	Employment Contract (Fixed and Undetermined Duration)	2,352	47,457	45,105

## Potential Impact of Proposed Recommendations per Working Group

This layout only retrieves the impact of proposed recommendations per working group and for the whole PPD. This layout is available only in list view.

Potential Impact of Proposed Recommendations per Working Group

Working Group	Current Value	Proposed Value	Impact
Banking & Finance	5,000,000	9,000,000	3,000,000
Energy & Infrastructure	11,100,000	11,020,000	-80,000
Industrial Relations	8,547,042	12,456,146	3,909,104
MBS&ME	682,031	282,782	-399,249
Tourism	5,403,701	40,956	-5,357,145
<b>At the PPD level:</b>	<b>30,732,774</b>	<b>31,805,484</b>	<b>1,072,710</b>

## Action items and jurisdictions

This layout is interesting to get a better idea of the reform process: exported to excel the table view will allow to know how many action items were omitted to each jurisdiction.

Reference No	Reform	Action Plan 1	Jurisdiction 1	Minister Type 1	Action Plan 2	Jurisdiction 2
16						
17						
18	Collective Bargaining		Manitoba	Minister		Manitoba
19	Statistical Fee		Manitoba	Minister		Manitoba
20	Accommodation Tax		Manitoba	Minister		Manitoba
21	Health Services of the		Manitoba	Minister		Manitoba
22	Registration of		Manitoba	Minister		Manitoba
23	Home Care Services		Manitoba	Minister		Manitoba
24	Infrastructure &		Manitoba	Minister		Manitoba
25	Constitutional Duty		Manitoba	Minister		Manitoba

**These layouts can be customized to be adapted to local needs. See the following section for that.**